

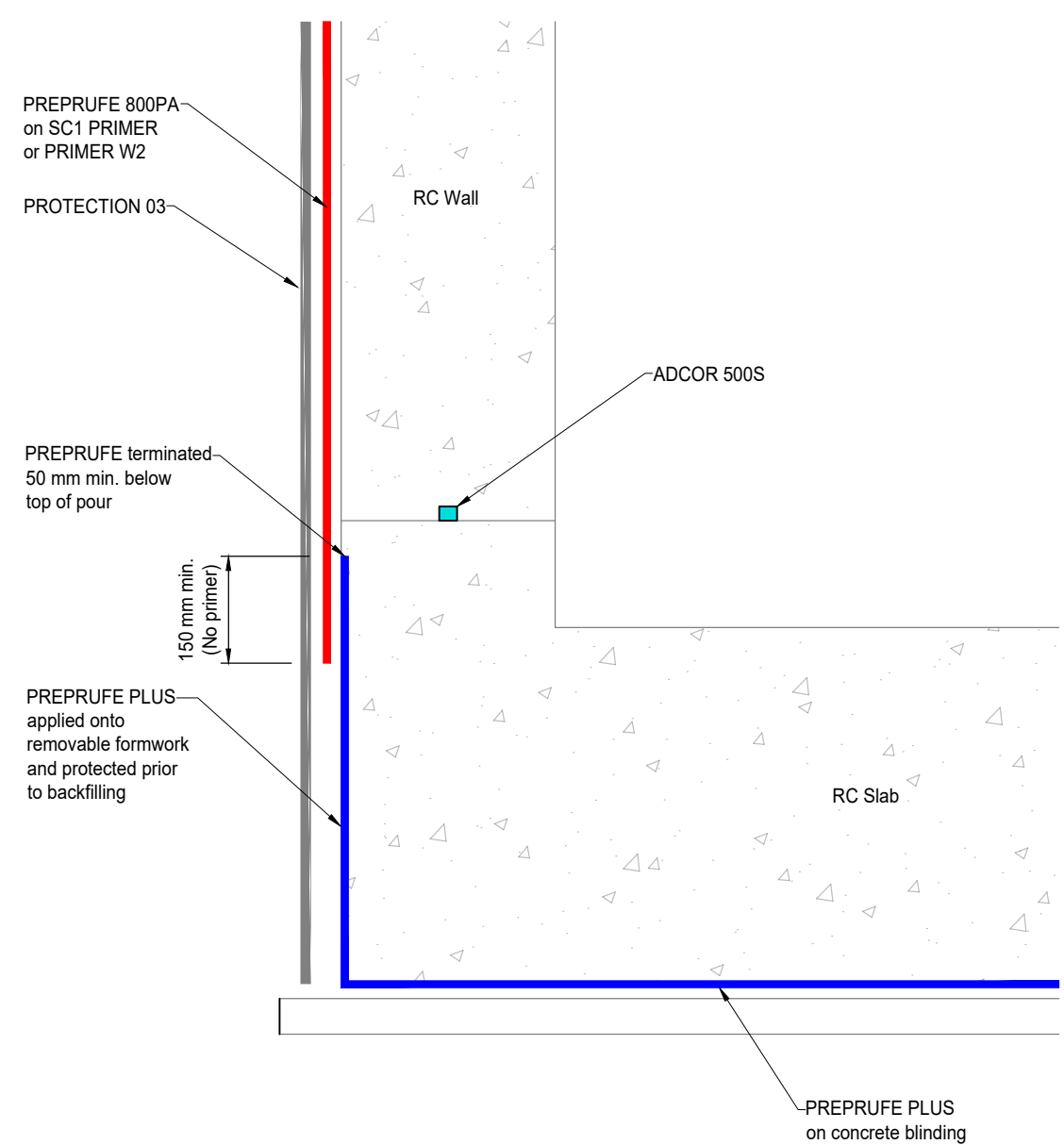
General Notes & Guidance

For those third parties responsible for the design of the waterproofing system, such parties must ensure the proposed system and details shown herein are brought to the attention of those responsible for the overall design of the structure, to ensure compatibility of the waterproofing system and detailing with all elements of the structural design. Final decisions, acceptance and any recommendations must be approved in writing between such responsible parties.

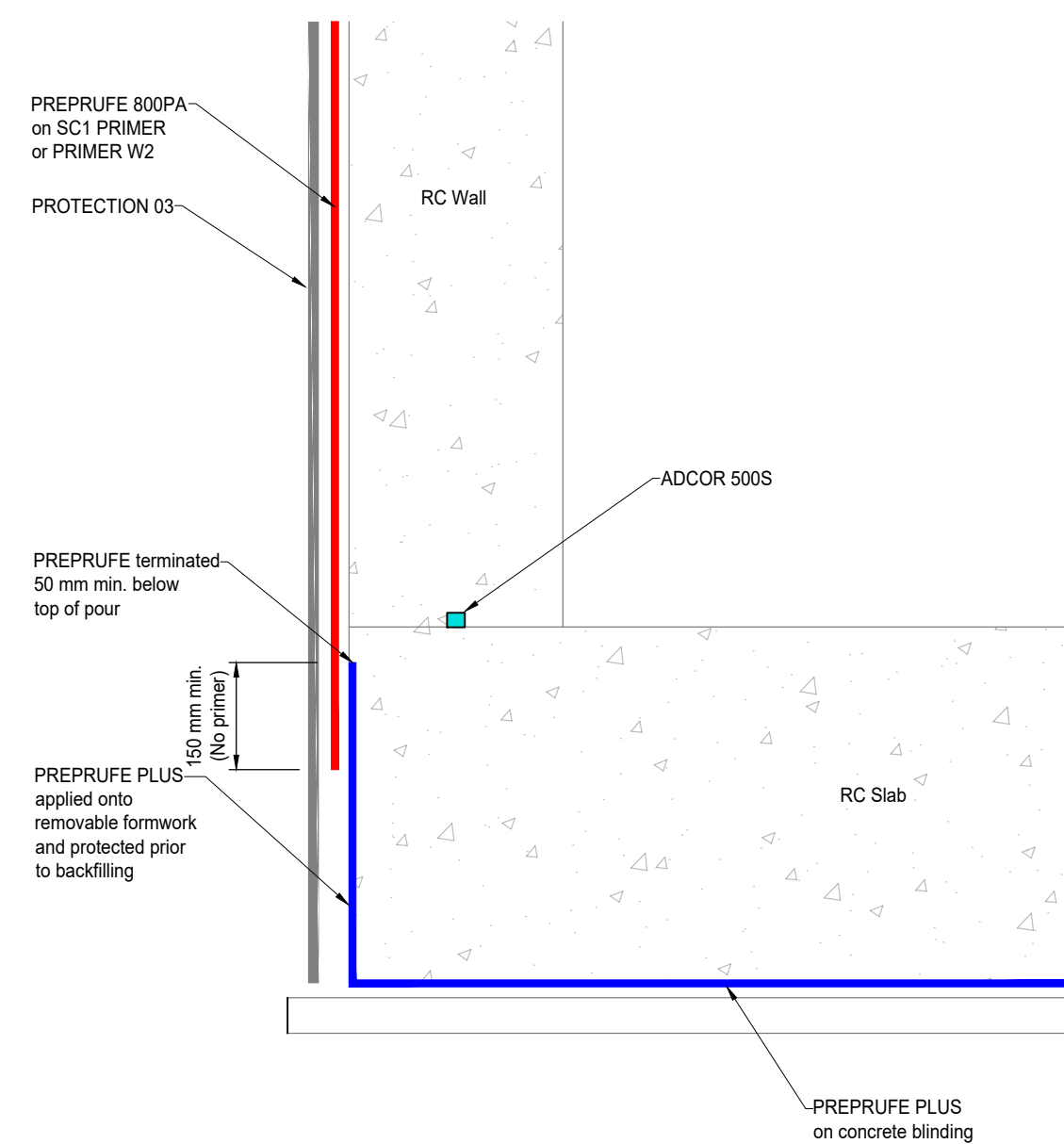
For product installation, this drawing is to be read in conjunction with all relevant product data sheets and application guidelines.

Drawing Notes

The waterproofing strategy should be designed in accordance with BS 8102:2022 'Protection of below ground structures against water ingress - Code of practice'.



A BASE SLAB / WALL INTERFACE WITH KICKER Section



B BASE SLAB / WALL INTERFACE WITHOUT KICKER Section

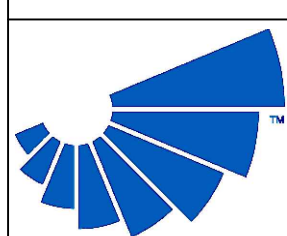
Drawing Category:
TYPE A - POST-APPLIED SHEET MEMBRANES
PREPRUFE 800PA

Description:
BASE SLAB-WALL INTERFACE
-

Region:
SCANDINAVIA

Date:	Drawn by:	Approved by:	Scale@A3:
02-2025	DMC	BC	N.T.S

Drawing No:	Rev:
SC-PPA-25-031	-



gcp

GCP - Chryso Nordic AB
Färgvägen 8
443 61 Stenkullen
T: +46313525080



Products referenced are trademarks which may be registered in the United States and/ or other countries, of GCP Applied Technologies Inc. This is based on available published information as of the publication date and may not accurately reflect current trademark ownership or status. These products may be covered by patents or patents pending.

This drawing is Copyright 2025 of GCP Applied Technologies. Permission for copying is granted only to employees, authorised representatives, customers, and specifiers to support the sale or use of GCP Applied Technologies products. All other rights are reserved.

Rev:	Date:	By:	App:	Description:
-	-	-	-	-

GCP_SC_TileSheet_A3_STD_2025_v1